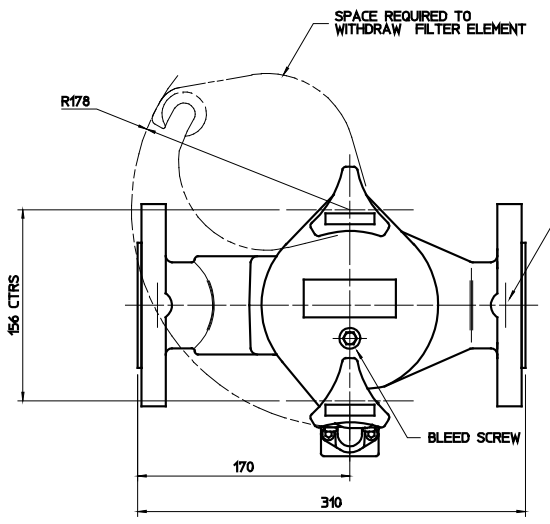
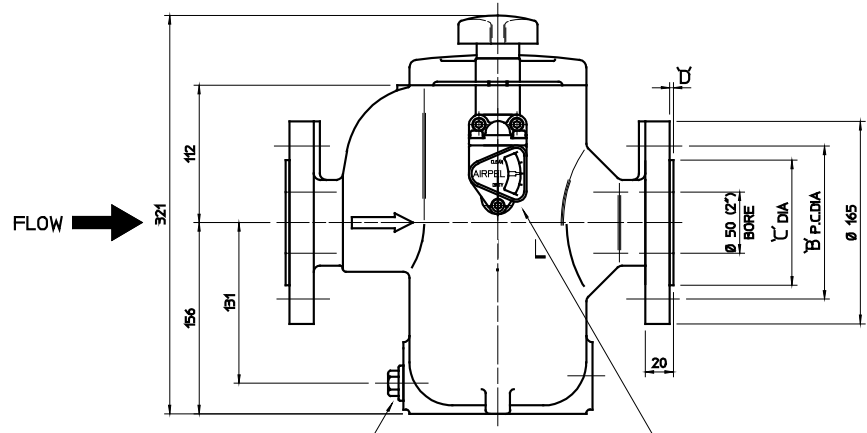
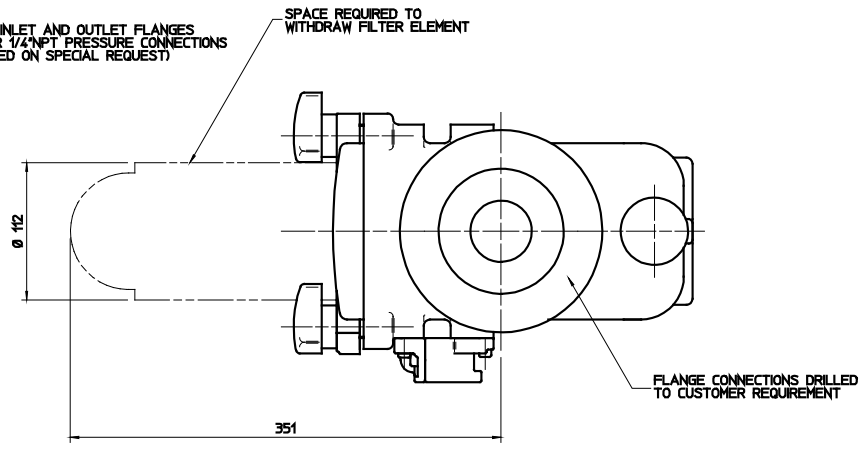


PROJECTION



BOSSES ON INLET AND OUTLET FLANGES FOR 1/4" OR 1/2" NPT PRESSURE CONNECTIONS (ONLY DRILLED ON SPECIAL REQUEST)



G1/2 OR 1/2" NPT DRAIN CAN BE POSITIONED ON OUTLET SIDE AT CUSTOMERS REQUEST

VISUAL CLEAN/DIRTY INDICATOR FITTED AT CUSTOMERS REQUEST. (ONLY FITTED ON OTHER SIDE AT SPECIAL REQUEST)

FLANGE TYPE	FLANGE O/DIA	FLANGE DETAILS			NO. OF HOLES	DIA. OF HOLES	INLET BOSS TAPPED	OUTLET BOSS TAPPED
		B	C	D				

- WEIGHT OF FILTER (DRY) - 24kg (52lb) [CAST IRON]
- ELEMENT SURFACE AREA - STANDARD ELEMENT 484cm² (75in²)
- MAX WORKING PRESSURE - 17.24 bar (250lb/in²) [C.I. S.G.I.]
- TEST PRESSURE - 23 bar (334lb/in²) [STEEL, ST.STEEL, G.M.] (Subject To Flange Limitation)
- TEST PRESSURE - 34.47 bar (500lb/in²)

ALL DIMENSIONS NOMINAL UNLESS OTHERWISE SPECIFIED

4			UNLESS SPECIFIED OTHERWISE TOLERANCES = 1. DIM. FLANGE METRIC ± 0.1mm 2. DIM. FLANGE METRIC ± 0.05mm 3. DIM. FLANGE METRIC ± 0.25mm 4. ANGULAR DIMENSIONS ± 15°	APPROVED	MATERIAL	Radco Strainers, Inc. Charlotte, NC
27/01/96	1	REDRAWN ME 10		CHECKED	FRESH	
21/03/94	2	REDRAWN TO Mk3 RANGE		DATE	REF.	
16/06/82	1	DRAWN WAS FBSP VARIOUS MOOS	SPECIAL NOTES: 1. Remove All Burrs & Sharp Edges. 2. Unless Otherwise Specified, All Dimensions Are in Millimetres. 3. Do Not scale. 4. If in Doubt, Ask.	DATE	REF.	GENERAL ARRANGEMENT OF FLANGED FILTER
DATE	No.	M/V No.	MODIFICATION	27/01/96	50mm (2") OV/FL Mk 3	SIZE C
						DRW. No. 12584
						ISS 3